

# DISTRICT SUMMARY OF SCHOOLS

Grade 7



DISTRICT NAME  
NEW MEXICO

## ENGLISH LANGUAGE ARTS / LITERACY Grade 7 Assessment, 2016–2017

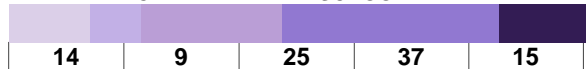
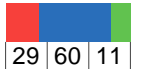
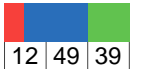





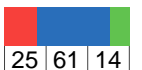

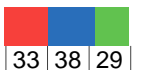


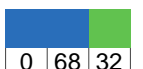

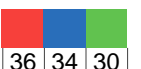

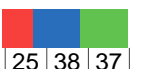






PERFORMANCE DISTRIBUTION BY %	NUMBER OF STUDENTS	ELA/L AVG OVERALL SCORE	AVG SCORE	READING*			AVG SCORE	WRITING*	
				LITERARY	INFORMATION	VOCABULARY		EXPRESSION	CONVENTIONS
<b>CROSS-STATE</b> 8   21   26   28   17	999,999	749	37	36   21   43	24   63   13	33   21   46	47	38   40   22	51   19   30
<b>STATE</b> 10   17   21   37   15	99,999	751	28	13   58   71	24   20   56	35   35   30	69	36   17   48	25   38   37
<b>DISTRICT</b> 13   19   28   18   22	5,664	738	44	34   42   24	46   37   17	29   60   11	55	30   40   30	45   42   13
<b>ABRAHAM LINCOLN MIDDLE SCHOOL</b> 10   13   42   35   0	204	742	37	21   79   0	12   57   31	33   40   27	62	32   17   49	36   22   42
<b>ADA LOVELACE MIDDLE SCHOOL</b> 6   29   33   21   11	198	730	28	29   18   53	22   64   14	29   22   49	69	33   38   29	52   18   30
<b>BENJAMIN FRANKLIN MIDDLE SCHOOL</b> 2   28   29   17   24	177	727	44	11   57   32	28   20   52	35   34   30	55	34   19   47	25   39   36
<b>BOOKER T. WASHINGTON MIDDLE SCHOOL</b> 23   24   17   25   11	204	724	37	37   42   21	47   39   14	32   60   8	62	27   48   25	47   40   13
<b>CHARLOTTE HAWKINS BROWN MIDDLE SCHOOL</b> 14   9   25   37   15	198	762	28	29   60   11	12   49   39	35   41   24	47	34   19   47	36   22   42
<b>ELEANOR ROOSEVELT MIDDLE SCHOOL</b> 18   21   29   15   17	177	743	44	28   17   55	27   19   54	29   22   50	55	33   38   29	51   19   30

1 Did Not Yet Meet Expectations (650-699)
2 Partially Met Expectations (700-724)
3 Approached Expectations (725-749)
4 Met Expectations (750-784)
5 Exceeded Expectations (785-850)




Did Not Yet Meet or Partially Met Expectations
 Approached Expectations
 Met or Exceeded Expectations

\* Numbers are percentages

## ENGLISH LANGUAGE ARTS / LITERACY Grade 7 Assessment, 2016–2017

PERFORMANCE DISTRIBUTION BY %	NUMBER OF STUDENTS	ELA/L AVG OVERALL SCORE	AVG SCORE	READING*			AVG SCORE	WRITING*	
				LITERARY	INFORMATION	VOCABULARY		EXPRESSION	CONVENTIONS
<b>ELIZABETH BLACKWELL MIDDLE SCHOOL</b>  14   9   25   37   15	204	752	28	 29   60   11	 12   49   39	 35   41   24	69	 34   19   47	 36   22   42
<b>EMMA HART WILLARD MIDDLE SCHOOL</b>  18   21   29   15   17	198	726	44	 28   17   55	 25   61   14	 29   21   50	55	 33   38   29	 51   19   30
<b>GEORGE WASHINGTON MIDDLE SCHOOL</b>  0   29   23   29   19	177	773	37	 0   68   32	 27   19   54	 36   34   30	62	 35   18   47	 25   38   37
<b>NOAH WEBSTER MIDDLE SCHOOL</b>  14   29   25   21   11	204	727	28	 37   42   21	 47   39   14	 32   60   8	69	 27   48   25	 47   40   13

<b>1</b> Did Not Yet Meet Expectations (650-699)	<b>2</b> Partially Met Expectations (700-724)	<b>3</b> Approached Expectations (725-749)	<b>4</b> Met Expectations (750-784)	<b>5</b> Exceeded Expectations (785-850)
--	---	--	-------------------------------------	--

 Did Not Yet Meet or Partially Met Expectations	 Approached Expectations	 Met or Exceeded Expectations
--	---	--

\* Numbers are percentages